



# Loebi




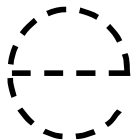
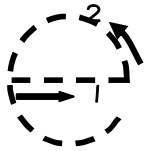
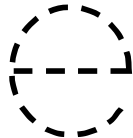
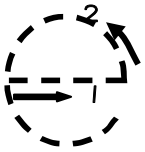
# Werkkaart 1



e



Kan jy 'n 'e' skryf?

Die eerste letter van elke lyntjie hier onder wys  
jou hoe! Oefen die res!





## Werkskaart 2

Kan jy 'n kringetjie om al die 'e's maak? Gebruik 'n rooi pen of kryt.

eend 


ster 

ertjie 

kers 

# Werkskaart 3

Omkring al die 'e's



e

e

e

e

c

c

o

d


e

e


a

e


# vormkaart




sirkel



driehoek




ster




vierkant




rechthoek



ovaal




kruis



diamant

# Werkskaart 4











Omkring al die kruisies met 'n rooi vetkryt.



Kleur al die sterretjies geel in 

Kleur die sirkels groen in 

Kleur al die driehoeke blou in 



# VORMSBLADSY

Knip die vorms uit en volg die instruksies soos gegee

