





Loebi





e




Werkkaart 1: Omkring die e

n

e

s

Werkkaart 2: Kleur die sirkel rooi in



sirkel


sirkel ○



bal



ertjie



lemoen



klimtol

Klei resep



- 2 koppies meel
- 1 en 1/3 koppie sout
- 4 teelepels gemaalde kremetart (cream of tartar)
- 2 koppies **kookwater**
- 4 teelepels olie

INSTRUKSIES

Meng die droë bestanddele in 'n mengbak.

Gooi die olie en kookwater by.

Roer tot goed gemeng




Dit is reg wanneer die klei nie aan die kante vassit nie.

Laat dit afkoel voor julle speel.


Voedselkleursel kan bygevoeg word vir verskillende kleure klei.

Bêre in 'n lugdigde houer.


Werkskaart 3: Trek 'n sirkel om al die eiers



vormkaart




sirkel



driehoek




ster




vierkant




rechthoek



ovaal

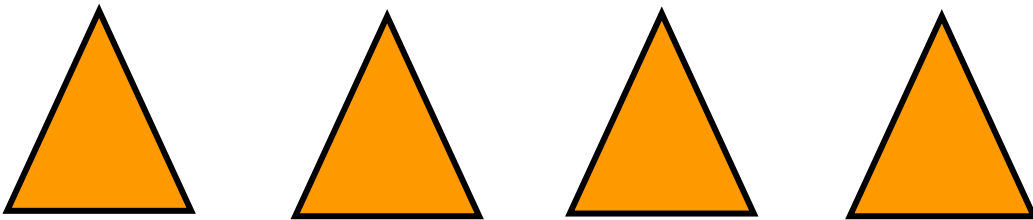





kruis



diamant

Knip die vorms uit en volg die instruksies soos gegee



Werkskaart 4: Bou die volgende patroontjies na:

